














# LAUNDRY

## *Stain Guide*

<p><b>CHOCOLATE</b></p>  <p>Scrape off excess. Soak in cool water. Treat with prewash stain remover. Wash in hottest water you can. If stain remains, use bleach safe for fabrics.</p>	<p><b>BLOOD</b></p>  <p>For fresh blood stains, soak in cold water and wash. For dried blood stains, soak in warm water with laundry detergent with enzymes and then wash.</p>	<p><b>MAKEUP</b></p>  <p>Treat with prewash stain remover or laundry detergent. You can also try rubbing the stain with a bar of soap. Wash as normal.</p>	<p><b>GRASS</b></p>  <p>Soak the stain in laundry detergent with enzymes. Wash in hot water. If stain remains, use bleach safe for fabrics.</p>
<p><b>INK</b></p>  <p>Sponge the area surrounding the stain with rubbing alcohol first. Then apply directly to the stain. Place stain on paper towels and apply more rubbing alcohol to back of stain. Rinse and wash.</p>	<p><b>MUSTARD</b></p>  <p>Rinse stain with cold water and then treat with stain remover. Wash in hot water and use chlorine bleach if it is safe to do so.</p>	<p><b>NAIL POLISH</b></p>  <p>Place stain on paper towels and blot with nail polish remover with acetone. DO NOT do this on fabrics made of acetate. Repeat till stain dissapates. Rinse with cold water and wash.</p>	<p><b>WINE</b></p>  <p>Soak stain in cool water for 1/2 hour. Treat with prewash stain remover. Wash and add chlorine bleach, if safe for fabric.</p>

<p><b>DEODORANT</b></p>  <p>Treat with prewash stain remover. Let sit for 10 minutes. Wash with an oxygen bleach.</p>	<p><b>MUD</b></p>  <p>Brush off as much of the dry mud as you can. Soak the stain in a laundry detergent with enzymes and then wash.</p>	<p><b>SWEAT</b></p>  <p>If the stain is fresh, apply ammonia. If the stain is old, apply white vinegar. Rinse. Then wash in hot water. Try a laundry detergent with enzymes or oxygen bleach if stain is stubborn.</p>	<p><b>CRAYONS</b></p>  <p>Rub the stain with a bar of soap. Then wash in hot water.</p>
--	---	--	--

<p><b>COFFEE</b></p>  <p>Soak in cool water with with a couple tbs of laundry detergent for about 1/2 hour. Treat with prewash stain remover. Wash in hot water with bleach, if safe for fabric. If the coffee contained cream, use a laundry detergent with enzymes.</p>	<p><b>FECES</b></p>  <p>Rinse stain with cold water. Pretreat and soak the stain in a laundry product containing enzymes for at least 30 minutes. Wash in hot water with either chlorine bleach or oxygen bleach, depending on the fabric.</p>	<p><b>TOOTHPASTE</b></p>  <p>Scrape off as much toothpaste as you can. Treat the stain with prewash stain remover and wash.</p>	<p><b>TOMATO SAUCE</b></p>  <p>Run cold water over the stain. Treat with liquid laundry detergent. Let sit for a few minutes then rinse. Sponge white vinegar on the stain using a white cloth. Rinse. Repeat the steps pretreating with laundry detergent and then white vinegar again until the stain dissapates. Wash as normal. Try using bleach safe for the fabric if the stain remains.</p>
---	---	---	---